

SEAWIND 1160

“The Innovation just blew me away!”

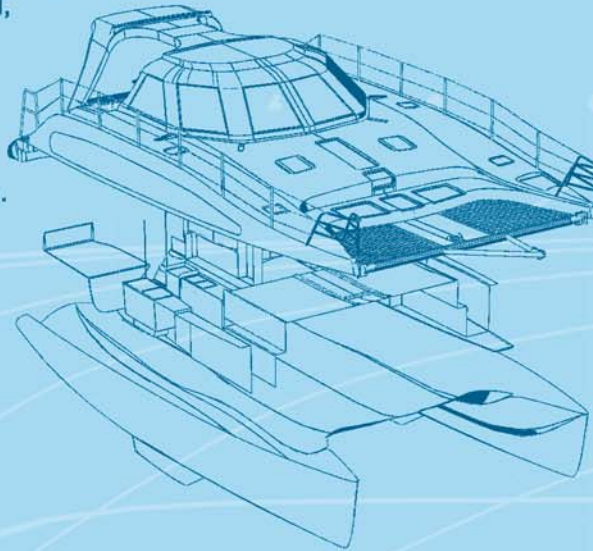
CRUISING WORLD MAGAZINE USA



“Every aspect of the boat displays an edge that has been developed after building literally hundreds of production cats”
MULTIHULL WORLD MAGAZINE

Seawind Catamarans has drawn from its 25 years experience building multihulls to create an exceptional modern and innovative cruising catamaran that offers outstanding performance, comfort, safety and quality. With more than 60 boats already built and sailing all around the world, the Seawind 1160 has proven itself as an exceptional cruising and charter catamaran.

Engineered by world acclaimed High Modulus and built to Germanischer Lloyd international standards, the Seawind 1160 uses a unique 5 module construction system to create a total monocoque structure, resulting in an incredibly strong and robust vessel. Combine this with resin infusion technology, plus a multilayered quality control system developed through Seawind's "Lean" manufacturing program and the product is an amazingly strong yet light vessel built to exceptional quality.



Island Dreaming

There will be no restless nights with the Island Queen-size bed located in the master stateroom which also enjoys a large hanging wardrobe and luxurious separate head and shower located only steps away.

The guest's stateroom features a queen-sized bed plus a 2nd head / shower and then there are the additional 3rd or 4th double cabins for family and friends with the space you would expect on a 45 footer.

Multipurpose Saloon Table

The options are endless with this innovative saloon table, which can be swiveled and lowered on a gas strut to offer a Full Dining Table (above), Buffet Table, Coffee Table, a Day Bed (below) and Guest Double Bed.





“MY FAVOURITE FEATURE IS THE FOLDING LIFTING DOOR. It creates a superb indoor/outdoor flow area.” TRADE A BOAT NZ



The Tri-Folding Doors provide three optional layouts for various conditions, including 1. Completely closed giving security and warmth, 2. Semi open/closed, 3. Completely Open. When the doors need to disappear, they are easily and quickly stowed into the targa above using a winch, made even easier with a push button electric winch.

“The Eureka Factor is the stowable doors.”

MODERN BOATING

This unique innovation is a breakthrough in modern catamaran design, allowing new possibilities in living space. Three folding doors transform the closed in saloon with full security and climate control and separate cockpit, into a huge combined indoor / outdoor living area with the space you would expect on a 45 footer.



“The visibility from the saloon is simply amazing...” MULTIHULL WORLD MAGAZINE

“Space glorious space”, CRUISING HELMSMAN

Whether its the huge combined saloon and cockpit, clever targa with incorporated seats and BBQ, or step down open galley, the entire boat is integrated in such a way that it provides an amazing sense of flow. This living space is complemented by the incredible 360 degree visibility through toughened glass & forward opening windows for variable ventilation.

The Seawind 1160 galley provides the perfect balance between a practical working area featuring generous working space and a comfortable open layout that doesn't isolate the chef. The extensive Polystone™ table tops cover vast storage cupboards with stainless sinks, oven & stove and efficient refrigeration and freezer systems.

Combine this arrangement with eye-stopping visibility, fresh cross flow ventilation and an open cathedral ceiling design that keeps the saloon within arms length to ensure that no one misses out on the dinner conversation, cooking becomes enjoyable again.





“The self-tacker system makes this Seawind stupendously easy to handle”

MODERN BOATING

“In short the boat handled brilliantly” MULTIHULLS WORLD

This a sailing boat designed by sailors to be a true short handed yacht, with ALL lines fed back to your fingertips and a dual helm for unbeatable control and visibility, allowing the crew to always remain in the cockpit protected from the elements.

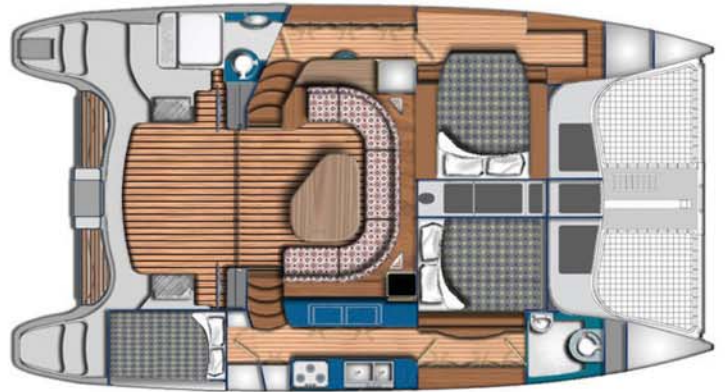
With over 60 boats built and sailing all around the world, the Seawind 1160 has proven that it's an exceptional blue water liveaboard cruiser. Already owners have cruised extensively with ocean voyages to New

Zealand, Tonga & Fiji, Tahiti, Hawaii and beyond. This is an easily managed yacht to take you and your family safely anywhere in the world.

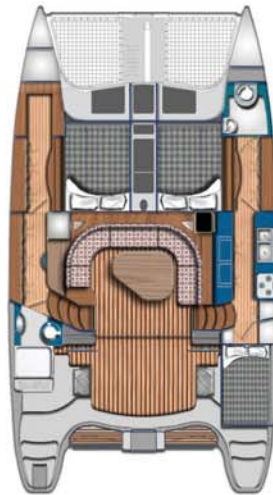




Seawind 1160



3 Cabin Island Bed Layout



3 Cabin Regular Layout



4 Cabin Charter Layout

SPECIFICATIONS

Overall Length	38' / 11.6m
Waterline Length	37' / 11.3m
Beam	21'4" / 6.5m
Draft	3'7" / 1.1m
Displacement	15,400lbs / 7 tonnes
Underwing Clearance	2'4" / 0.73m
Steering Twin Helms	Cable Steering
Engines	2 x 29hp Yanmar Diesel Sail Drive
Fuel	95 US Gallons / 360 litres
Freshwater	185 US Gallons / 700 litres
Holding Tanks	63 US Gallons / 240 litres

CONTACT



T: +61 (0)2 4285 9985 F: +61 (0)2 4285 9984
 25 York Place, Russell Vale NSW 2517
info@seawindcats.com www.seawindcats.com

AGENT

SEAWIND 1160

“25 years of ideas and experience into one boat”

Large deck storage lockers, enough to store generators, sails, dive compressors, fenders and lines etc.

Three safety lines for superior onboard safety

Lazyjack sail bag automatically flakes the sail away when being lowered.

Dear Seawind,
We looked at many catamarans before purchasing Sea Esta but none matched the space, galley area and overall livability we found in the 1160.
John & Patsy Peterson, owners of "Sea Esta"

Targa catwalk providing easy access for the entire length of the boom to pack the mainsail.

Self-tacking and furling jib with radial track for easy sailing for the short handed crew.

Targa with mainsheet & traveller to ensure clear and safe ainsheet management. Also incorporates solar panels and dingy davits.

Flared-hull shape provides good performance in light conditions and reserve buoyancy in heavy seas.

Outstanding visibility from the Seawind trademark dual helm, with all controls at your fingertips.

Wide clean deck arrangements allow the crew to move around the boat easily.

Excellent natural light through toughened glass windows, with cross flow ventilation.

Shallow draft mini keel & rudder design to protect the hull, provides good performance and allows the boat to rest on them.

Dear Seawind,
With over 60 knots from the stern and huge seas, we were never in danger of pitchpoling as the bows never dug in, not even a little. The good news is that Ann still wants to go sailing!
Alec & Ann Waring, NZ.

Dear Seawind,
The 1160 is a truly comfortable cruising boat, easily sailed short handed, can tackle the big stuff when she has to, and amazingly, her tacking is very responsive & quick for a boat this size.
Allan Larkin, owner of "Beat's Workin"

